

STAGE

The Palms at Crown Theatre Style Model Seating Card

SECTION A

38 37 36 35 34 33 32 31 30 29 28 27 26 25 24 23 22 21

20 19 18 17 16 15 14 13 12 11 10 9 8 7 6 5 4 3 ROW A

40 39 38 37 36 35 34 33 32 31 30 29 28 27 26 25 24 23 22 21

20 19 18 17 16 15 14 13 12 11 10 9 8 7 6 5 4 3 2 1 ROW B

40 39 38 37 36 35 34 33 32 31 30 29 28 27 26 25 24 23 22 21

20 19 18 17 16 15 14 13 12 11 10 9 8 7 6 5 4 3 2 1 ROW C

40 39 38 37 36 35 34 33 32 31 30 29 28 27 26 25 24 23 22 21

20 19 18 17 16 15 14 13 12 11 10 9 8 7 6 5 4 3 2 1 ROW D

37 36 35 34 33 32 31 30 29 28 27 26 25 24 23 22 21

20 19 18 17 16 15 14 13 12 11 10 9 8 7 6 5 4 ROW E

36 35 34 33 32 31 30 29 28 27 26 25 24 23 22 21

20 19 18 17 16 15 14 13 12 11 10 9 8 7 6 5 ROW F

33 32 31 30 29 28 27 26 25 24 23 22 21

20 19 18 17 16 15 14 13 12 11 10 9 8 ROW G

31 30 29 28 27 26 25 24 23 22 21

20 19 18 17 16 15 14 13 12 11 10 ROW H

29 28 27 26 25 24 23 22 21






20 19 18 17 16 15 14 13 12 ROW J

26 25 24 23 22 21

20 19 18 17 16 15 ROW K

Please Note -

1 Every booth contains both booth seating and individual seats which are located in front of the table. See specific booth on map for more details.

-  Booth Number
-  Seat Number
-  Booths
-  Balcony
-  Booth Chairs

